



JA三井リース株式会社
JA MITSUI LEASING

FACT BOOK 2021

2021年3月期 For the fiscal year ended March 31, 2021

連結財務ハイライト Consolidated Financial Highlights

単位：百万円/Millions of yen
通期/fiscal term

		2017/3	2018/3	2019/3	2020/3	2021/3
売上高	Net sales	439,100	450,308	452,376	467,135	434,971
経常利益	Ordinary profit	21,776	24,410	23,791	22,334	14,196
親会社株主に帰属する当期純利益	Profit attributable to owners of parent	15,477	17,192	16,176	15,904	9,185
純資産額	Net assets	205,229	214,052	220,297	230,362	236,185
総資産額	Total assets	1,587,254	1,646,301	1,710,625	1,769,241	1,875,534
1株当たり純資産額 (円)	Net assets per share (Yen)	4,332.23	4,635.05	4,838.64	5,150.67	5,295.80
1株当たり当期純利益金額 (円)	Basic earnings per share (Yen)	209.65	232.88	219.12	215.44	124.43
自己資本比率 (%)	Equity ratio (%)	12.7	12.8	12.7	12.9	12.4
自己資本利益率 (%)	Return on equity (%)	7.9	8.3	7.6	7.1	4.0

(注) 1. 売上高には、消費税等は含まれておりません。

2. 株価収益率は、当社株式が非上場であるため、記載しておりません。

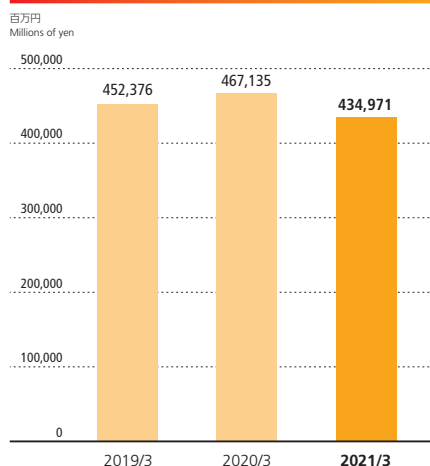
3. 「『税効果会計に係る会計基準』の一部改正」(企業会計基準第28号 2018年2月16日)等を第11期の期首から適用しており、第10期に係る主要な経営指標等については、当該会計基準等を遡って適用した後の指標等となっております。

(Notes) 1. Net sales do not include the consumption tax, etc.

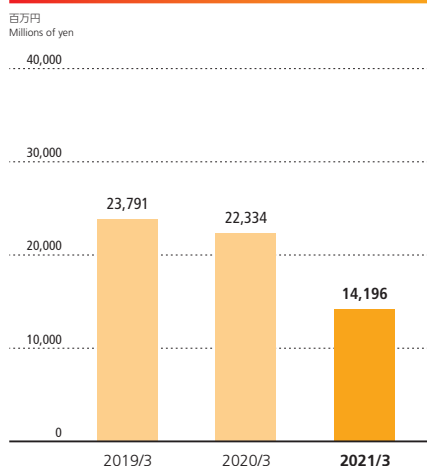
2. Price-earnings ratio is not recorded as the Company's shares are unlisted.

3. The Company has applied "Partial Amendments to Accounting Standard for Tax Effect Accounting" (Accounting Standards Board of Japan ("ASBJ") Statement No. 28, February 16, 2018) and other standards from the beginning of the fiscal year ended March 31, 2019. These standards, etc. have been retrospectively applied to the major management indicators, etc. for the fiscal year ended March 31, 2018.

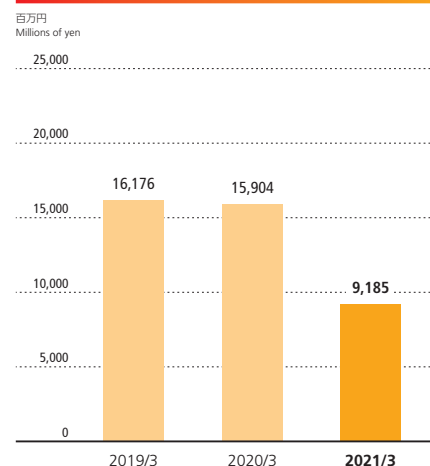
売上高 Net sales



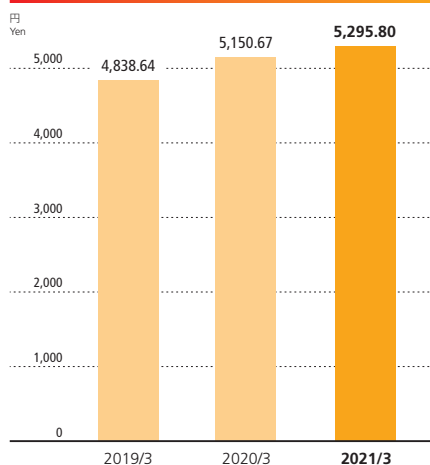
経常利益 Ordinary profit



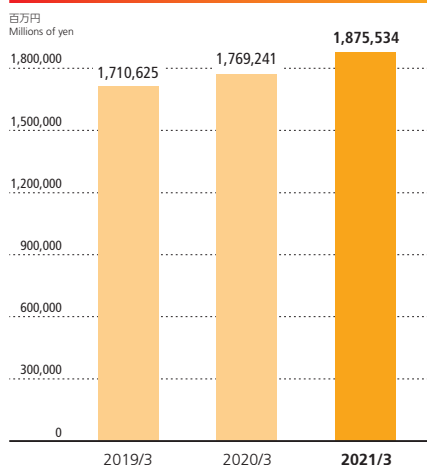
親会社株主に帰属する当期純利益 Profit attributable to owners of parent



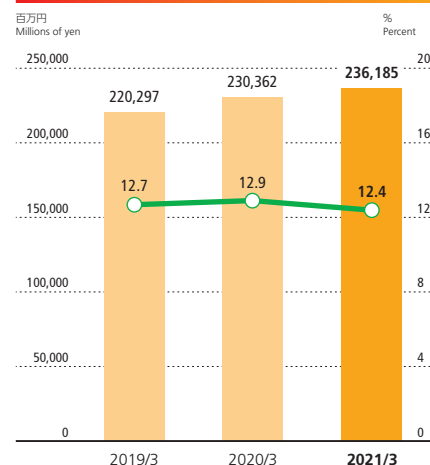
1株当たり純資産額 Net assets per share



総資産額 Total assets



純資産額及び自己資本比率 Net assets and Equity ratio



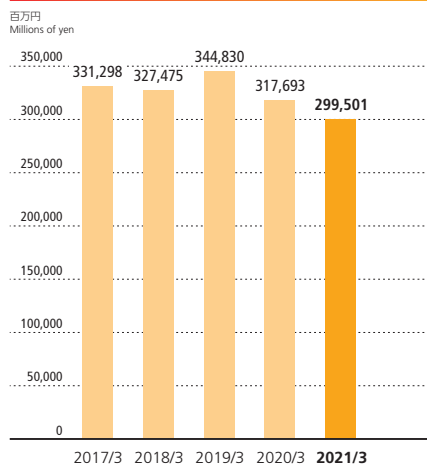
個別財務ハイライト Non-Consolidated Financial Highlights

単位：百万円/Millions of yen
通期/fiscal term

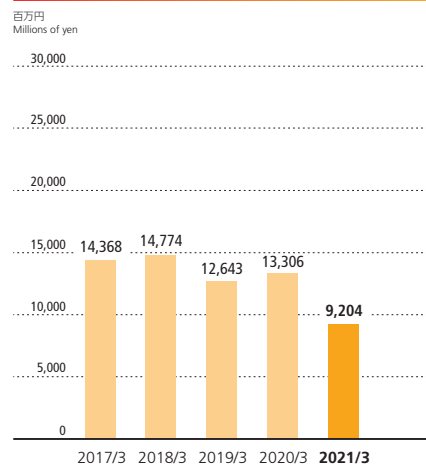
		2017/3	2018/3	2019/3	2020/3	2021/3
売上高	Net sales	331,298	327,475	344,830	317,693	299,501
経常利益	Ordinary profit	14,368	14,774	12,643	13,306	9,204
当期純利益	Profit	10,957	10,482	9,054	10,609	6,993
純資産額	Net assets	171,487	176,526	177,527	183,038	187,471
総資産額	Total assets	1,313,705	1,358,377	1,390,676	1,441,083	1,532,569
1株当たり純資産額 (円)	Net assets per share (Yen)	3,417.37	3,572.81	3,603.71	3,773.71	3,910.46
1株当たり当期純利益金額 (円)	Basic earnings per share (Yen)	148.43	142.00	122.65	143.71	94.73
自己資本比率 (%)	Equity ratio (%)	13.1	13.0	12.8	12.7	12.2
自己資本利益率 (%)	Return on equity (%)	6.5	6.0	5.1	5.9	3.8

(注) 1. 売上高には、消費税等は含まれておりません。
2. 株価収益率は、当社株式が非上場であるため、記載しておりません。
(Notes) 1. Net sales do not include the consumption tax, etc.
2. Price-earnings ratio is not recorded as the Company's shares are unlisted.

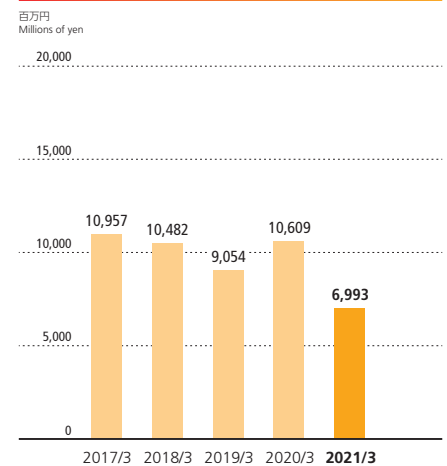
売上高 Net sales



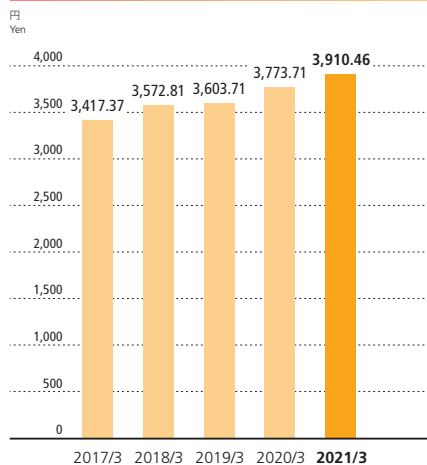
経常利益 Ordinary profit



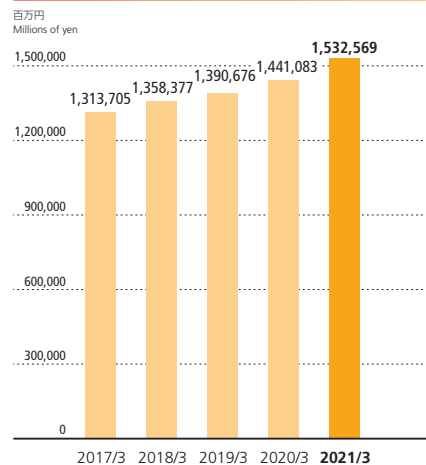
当期純利益 Profit



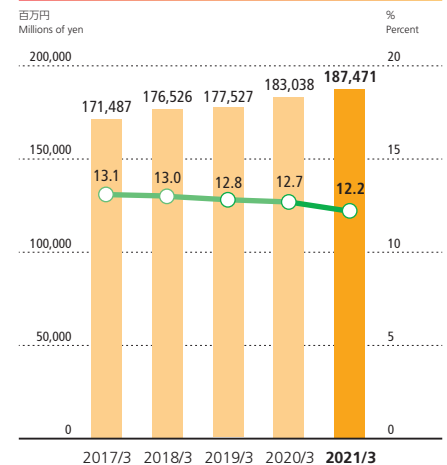
1株当たり純資産額 Net assets per share



総資産額 Total assets



純資産額及び自己資本比率 Net assets and Equity ratio



連結貸借対照表

Consolidated Balance Sheet

単位：百万円/Millions of yen
通期/fiscal term

資産の部	Assets	2020/3	2021/3
流動資産	Current assets		
現金及び預金	Cash and deposits	83,159	72,040
受取手形	Notes receivable - trade	10	7
割賦債権	Installment receivables	143,044	144,221
リース債権及びリース投資資産	Lease receivables and investments in leases	994,276	1,048,621
営業貸付金	Accounts receivable - operating loans	294,153	311,053
その他の営業貸付債権	Accounts receivable - other loans to customers	66,243	60,306
賃貸料等未収入金	Accounts receivable - lease	1,436	2,121
その他の営業資産	Other operating assets	11,306	11,972
有価証券	Securities	1,360	692
商品	Merchandise	13,605	11,305
その他	Other	22,987	32,398
貸倒引当金	Allowance for doubtful accounts	(3,926)	(6,884)
流動資産合計	Total current assets	1,627,657	1,687,857
固定資産	Non-current assets		
有形固定資産	Property, plant and equipment		
賃貸資産	Assets for lease		
賃貸資産	Assets for lease	79,608	114,821
賃貸資産前渡金	Advance payments for purchases of assets for lease	287	208
賃貸資産合計	Total assets for lease	79,896	115,030
社用資産	Own-used assets	1,901	2,740
有形固定資産合計	Total property, plant and equipment	81,797	117,770
無形固定資産	Intangible assets		
賃貸資産	Assets for lease		
賃貸資産	Assets for lease	326	604
賃貸資産合計	Total assets for lease	326	604
その他の無形固定資産	Other intangible assets		
のれん	Goodwill	3,004	2,406
ソフトウェア	Software	3,214	3,194
その他	Other	679	714
その他の無形固定資産合計	Total other intangible assets	6,897	6,314
無形固定資産合計	Total intangible assets	7,223	6,918
投資その他の資産	Investments and other assets		
投資有価証券	Investment securities	38,569	49,922
破産更生債権等	Distressed receivables	2,511	3,654
繰延税金資産	Deferred tax assets	3,611	1,765
その他	Other	9,255	9,093
貸倒引当金	Allowance for doubtful accounts	(1,386)	(1,448)
投資その他の資産合計	Total investments and other assets	52,561	62,987
固定資産合計	Total non-current assets	141,583	187,676
資産合計	Total assets	1,769,241	1,875,534

単位：百万円/Millions of yen
通期/fiscal term

負債の部	Liabilities	2020/3	2021/3
流動負債	Current liabilities		
支払手形及び買掛金	Notes and accounts payable - trade	48,768	50,202
短期借入金	Short-term borrowings	261,079	275,919
1年内償還予定の社債	Current portion of bonds payable	10,000	20,000
1年内返済予定の長期借入金	Current portion of long-term borrowings	116,964	136,236
コマーシャル・ペーパー	Commercial papers	368,968	368,964
債権流動化に伴う支払債務	Payables under securitization of lease receivables	29,971	35,243
リース債務	Lease obligations	8,063	9,948
未払法人税等	Income taxes payable	4,141	2,168
割賦未実現利益	Unrealized profit on installment sales	11,870	12,949
賞与引当金	Provision for bonuses	1,505	1,671
役員賞与引当金	Provision for directors' bonuses	22	18
資産除去債務	Asset retirement obligations	1,383	1,404
その他	Other	31,874	31,560
流動負債合計	Total current liabilities	894,614	946,288
固定負債	Non-current liabilities		
社債	Bonds payable	100,000	110,000
長期借入金	Long-term borrowings	451,240	464,521
債権流動化に伴う長期支払債務	Long-term payables under securitization of lease receivables	58,630	84,108
繰延税金負債	Deferred tax liabilities	81	—
退職給付に係る負債	Net defined benefit liability	6,717	6,136
預り保証金	Guarantee deposits	25,646	26,267
資産除去債務	Asset retirement obligations	449	461
その他	Other	1,497	1,562
固定負債合計	Total non-current liabilities	644,263	693,059
負債合計	Total liabilities	1,538,878	1,639,348
純資産の部	Net assets		
株主資本	Shareholders' equity		
資本金	Share capital	32,000	32,000
資本剰余金	Capital surplus	66,281	66,291
利益剰余金	Retained earnings	131,804	132,894
株主資本合計	Total shareholders' equity	230,086	231,185
その他の包括利益累計額	Accumulated other comprehensive income		
その他有価証券評価差額金	Valuation difference on available-for-sale securities	4,422	9,785
繰延ヘッジ損益	Deferred gains or losses on hedges	(195)	(112)
為替換算調整勘定	Foreign currency translation adjustment	(5,635)	(7,915)
退職給付に係る調整累計額	Remeasurements of defined benefit plans	(1,005)	(565)
その他の包括利益累計額合計	Total accumulated other comprehensive income	(2,413)	1,191
非支配株主持分	Non-controlling interests	2,689	3,808
純資産合計	Total net assets	230,362	236,185
負債純資産合計	Total liabilities and net assets	1,769,241	1,875,534

連結損益計算書及び連結包括利益計算書

Consolidated Statements of Income and Comprehensive Income

連結損益計算書/Consolidated Statement of Income

		単位：百万円/Millions of yen 通期/fiscal term	
		2020/3	2021/3
売上高	Net sales	467,135	434,971
売上原価	Cost of sales	417,681	386,322
売上総利益	Gross profit	49,453	48,648
販売費及び一般管理費	Selling, general and administrative expenses	27,645	33,344
営業利益	Operating profit	21,808	15,303
営業外収益	Non-operating income		
受取利息	Interest income	117	16
受取配当金	Dividend income	368	328
持分法による投資利益	Share of profit of entities accounted for using equity method	520	—
その他	Other	60	24
営業外収益合計	Total non-operating income	1,065	370
営業外費用	Non-operating expenses		
支払利息	Interest expenses	273	271
社債発行費	Bond issuance costs	165	149
持分法による投資損失	Share of loss of entities accounted for using equity method	—	953
為替差損	Foreign exchange losses	96	100
その他	Other	3	1
営業外費用合計	Total non-operating expenses	538	1,477
経常利益	Ordinary profit	22,334	14,196
特別利益	Extraordinary income		
固定資産売却益	Gain on sale of non-current assets	35	8
投資有価証券売却益	Gain on sale of investment securities	1,100	47
特別利益合計	Total extraordinary income	1,135	56
特別損失	Extraordinary losses		
固定資産除売却損	Loss on sale and retirement of non-current assets	7	46
投資有価証券評価損	Loss on valuation of investment securities	18	343
関係会社株式売却損	Loss on sale of shares of subsidiaries and associates	—	65
関係会社整理損	Loss on liquidation of subsidiaries and associates	—	15
ゴルフ会員権評価損	Loss on valuation of golf club membership	4	—
特別損失合計	Total extraordinary losses	30	471
税金等調整前当期純利益	Profit before income taxes	23,440	13,781
法人税、住民税及び事業税	Income taxes - current	8,543	5,707
法人税等調整額	Income taxes - deferred	(1,047)	(929)
法人税等合計	Total income taxes	7,496	4,777
当期純利益	Profit	15,944	9,004
非支配株主に帰属する当期純利益又は 非支配株主に帰属する当期純損失 (△)	Profit (loss) attributable to non-controlling interests	39	(181)
親会社株主に帰属する当期純利益	Profit attributable to owners of parent	15,904	9,185

連結包括利益計算書/Consolidated Statement of Comprehensive Income

		単位：百万円/Millions of yen 通期/fiscal term	
		2020/3	2021/3
当期純利益	Profit (loss)	15,944	9,004
その他の包括利益	Other comprehensive income		
その他有価証券評価差額金	Valuation difference on available-for-sale securities	1,282	5,359
繰延ヘッジ損益	Deferred gains or losses on hedges	(108)	82
為替換算調整勘定	Foreign currency translation adjustment	666	(2,152)
退職給付に係る調整額	Remeasurements of defined benefit plans, net of tax	(19)	439
持分法適用会社に対する持分相当額	Share of other comprehensive income of entities accounted for using equity method	(609)	(122)
その他の包括利益合計	Other comprehensive income	1,210	3,606
包括利益	Comprehensive income	17,154	12,610
(内訳)	Comprehensive income attributable to		
親会社株主に係る包括利益	Comprehensive income attributable to owners of parent	17,113	12,791
非支配株主に係る包括利益	Comprehensive income attributable to non-controlling interests	41	(180)

連結株主資本等変動計算書

Consolidated Statements of Changes in Net Assets

前連結会計年度(自 2019年4月1日 至 2020年3月31日)/For the fiscal year ended March 31, 2020

	株主資本 Stockholders' equity				非支配株主持分 Non-controlling interests	純資産合計 Total net assets	
	資本金 Share capital	資本剰余金 Capital surplus	利益剰余金 Retained earnings	株主資本合計 Total shareholders' equity			
当期首残高 Balance at beginning of period	32,000	66,281	122,898	221,180			
会計方針の変更による累積的影響額 Cumulative effects of changes in accounting policies			(574)	(574)			
会計方針の変更を反映した当期首残高 Restated balance	32,000	66,281	122,324	220,606			
当期変動額 Changes during period							
剰余金の配当 Dividends of surplus			(6,422)	(6,422)			
親会社株主に帰属する当期純利益 Profit attributable to owners of parent			15,904	15,904			
非支配株主との取引に係る親会社の持分変動 Change in ownership interest of parent due to transactions with non-controlling interests							
連結範囲の変動 Change in scope of consolidation			(1)	(1)			
在外関係会社の会計基準の改正等に伴う影響額 Effect of revision of accounting standards for overseas subsidiaries and affiliates							
株主資本以外の項目の当期変動額 (純額) Net changes in items other than shareholders' equity							
当期変動額合計 Total changes during period	—	—	9,480	9,480			
当期末残高 Balance at end of period	32,000	66,281	131,804	230,086			
	その他の包括利益累計額 Accumulated other comprehensive income						
	その他有価証券 評価差額金 Valuation difference on available-for-sale securities	繰延ヘッジ 損益 Deferred gains or losses on hedges	為替換算 調整勘定 Foreign currency translation adjustment	退職給付に係る 調整累計額 Remeasurements of defined benefit plans	その他の包括利益 累計額合計 Total accumulated other comprehensive income		
当期首残高 Balance at beginning of period	3,142	(86)	(5,692)	(985)	(3,622)	2,739	220,297
会計方針の変更による累積的影響額 Cumulative effects of changes in accounting policies							(574)
会計方針の変更を反映した当期首残高 Restated balance	3,142	(86)	(5,692)	(985)	(3,622)	2,739	219,722
当期変動額 Changes during period							
剰余金の配当 Dividends of surplus							(6,422)
親会社株主に帰属する当期純利益 Profit attributable to owners of parent							15,904
非支配株主との取引に係る親会社の持分変動 Change in ownership interest of parent due to transactions with non-controlling interests							—
連結範囲の変動 Change in scope of consolidation							(1)
在外関係会社の会計基準の改正等に伴う影響額 Effect of revision of accounting standards for overseas subsidiaries and affiliates							—
株主資本以外の項目の当期変動額 (純額) Net changes in items other than shareholders' equity	1,280	(108)	57	(19)	1,208	(49)	1,159
当期変動額合計 Total changes during period	1,280	(108)	57	(19)	1,208	(49)	10,639
当期末残高 Balance at end of period	4,422	(195)	(5,635)	(1,005)	(2,413)	2,689	230,362

連結株主資本等変動計算書

Consolidated Statements of Changes in Net Assets

当連結会計年度(自 2020年4月1日 至 2021年3月31日)/For the fiscal year ended March 31, 2021

	株主資本 Stockholders' equity				株主資本合計 Total shareholders' equity	その他の包括利益累計額 Accumulated other comprehensive income			純資産合計 Total net assets		
	資本金 Share capital	資本剰余金 Capital surplus	利益剰余金 Retained earnings	株主資本合計 Total shareholders' equity		その他有価証券 評価差額金 Valuation difference on available-for-sale securities	繰延ヘッジ 損益 Deferred gains or losses on hedges	為替換算 調整勘定 Foreign currency translation adjustment		退職給付に係る 調整累計額 Remeasurements of defined benefit plans	その他の包括利益 累計額合計 Total accumulated other comprehensive income
当期首残高 Balance at beginning of period	32,000	66,281	131,804	230,086							
会計方針の変更による累積的影響額 Cumulative effects of changes in accounting policies											
会計方針の変更を反映した当期首残高 Restated balance	32,000	66,281	131,804	230,086							
当期変動額 Changes during period											
剰余金の配当 Dividends of surplus			(7,899)	(7,899)							(7,899)
親会社株主に帰属する当期純利益 Profit attributable to owners of parent			9,185	9,185							9,185
非支配株主との取引に係る親会社の持分変動 Change in ownership interest of parent due to transactions with non-controlling interests		9		9							9
連結範囲の変動 Change in scope of consolidation											
在外関係会社の会計基準の改正等に伴う影響額 Effect of revision of accounting standards for overseas subsidiaries and affiliates			(196)	(196)							(196)
株主資本以外の項目の当期変動額 (純額) Net changes in items other than shareholders' equity											
当期変動額合計 Total changes during period		9	1,089	1,098							
当期末残高 Balance at end of period	32,000	66,291	132,894	231,185							
当期首残高 Balance at beginning of period	4,422	(195)	(5,635)	(1,005)	(2,413)	2,689					230,362
会計方針の変更による累積的影響額 Cumulative effects of changes in accounting policies											
会計方針の変更を反映した当期首残高 Restated balance	4,422	(195)	(5,635)	(1,005)	(2,413)	2,689					230,362
当期変動額 Changes during period											
剰余金の配当 Dividends of surplus											(7,899)
親会社株主に帰属する当期純利益 Profit attributable to owners of parent											9,185
非支配株主との取引に係る親会社の持分変動 Change in ownership interest of parent due to transactions with non-controlling interests											9
連結範囲の変動 Change in scope of consolidation											
在外関係会社の会計基準の改正等に伴う影響額 Effect of revision of accounting standards for overseas subsidiaries and affiliates											(196)
株主資本以外の項目の当期変動額 (純額) Net changes in items other than shareholders' equity	5,363	82	(2,280)	439	3,605	1,118					4,723
当期変動額合計 Total changes during period	5,363	82	(2,280)	439	3,605	1,118					5,822
当期末残高 Balance at end of period	9,785	(112)	(7,915)	(565)	1,191	3,808					236,185

連結キャッシュ・フロー計算書

Consolidated Statements of Cash Flows

単位：百万円/Millions of yen
通期/fiscal term

		2020/3	2021/3
営業活動によるキャッシュ・フロー	Cash flows from operating activities		
税金等調整前当期純利益	Profit before income taxes	23,440	13,781
賃貸資産減価償却費	Depreciation of assets for lease	19,837	16,075
賃貸資産除却損及び売却原価	Loss on retirement of assets for lease and cost of products sold	18,795	5,763
社用資産減価償却費及び除却損益(△は益)	Depreciation of own-used assets and loss (gain) on sale or disposal of assets	1,634	1,868
のれん償却額	Amortization of goodwill	334	661
為替差損益(△は益)	Foreign exchange losses (gains)	(2,380)	1,411
貸倒引当金の増減額(△は減少)	Increase (decrease) in allowance for doubtful accounts	181	3,072
受取利息及び受取配当金	Interest and dividend income	(485)	(345)
資金原価及び支払利息	Capital costs and interest expenses	13,261	9,408
持分法による投資損益(△は益)	Share of loss (profit) of entities accounted for using equity method	(520)	953
投資有価証券売却損益(△は益)	Loss (gain) on sale of investment securities	(1,100)	(47)
投資有価証券評価損益(△は益)	Loss (gain) on valuation of investment securities	18	343
関係会社株式売却損益(△は益)	Loss (gain) on sale of shares of subsidiaries and associates	—	65
賃貸料等未収入金の増減額(△は増加)	Decrease (increase) in accounts receivable - lease	2,159	(662)
割賦債権の増減額(△は増加)	Decrease (increase) in installment receivables	(3,460)	533
リース債権及びリース投資資産の増減額(△は増加)	Net decrease (increase) in lease receivables and investments in leases	(20,120)	(49,643)
貸付債権の増減額(△は増加)	Decrease (increase) in loan claims	12,462	(19,081)
その他の営業資産の増減額(△は増加)	Decrease (increase) in other operating assets	4,435	(617)
たな卸資産の増減額(△は増加)	Decrease (increase) in inventories	(6,718)	2,299
営業投資有価証券の増減額(△は増加)	Decrease (increase) in investment securities for sale	5,024	(5,268)
賃貸資産の取得による支出	Purchase of assets for lease	(26,690)	(66,768)
仕入債務の増減額(△は減少)	Increase (decrease) in trade payables	5,301	1,432
その他	Other, net	(1,774)	1,632
小計	Subtotal	43,635	(83,129)
利息及び配当金の受取額	Interest and dividends received	825	579
利息の支払額	Interest paid	(13,755)	(9,761)
法人税等の支払額	Income taxes paid	(8,596)	(7,688)
営業活動によるキャッシュ・フロー	Net cash provided by (used in) operating activities	22,109	(99,999)
投資活動によるキャッシュ・フロー	Cash flows from investing activities		
社用資産の取得による支出	Purchase of own-used assets	(2,345)	(2,836)
投資有価証券の取得による支出	Purchase of investment securities	(1,207)	(548)
投資有価証券の売却及び償還による収入	Proceeds from sale and redemption of investment securities	1,511	136
連結範囲の変更を伴う関係会社株式の取得による支出	Payments for acquisition of shares in affiliates resulting in change in scope of consolidation	(819)	—
信託受益権の償還による収入	Proceeds from redemption of beneficial interests in trust	2,128	—
その他	Other, net	(481)	768
投資活動によるキャッシュ・フロー	Net cash provided by (used in) investing activities	(1,214)	(2,479)
財務活動によるキャッシュ・フロー	Cash flows from financing activities		
短期借入金の純増減額(△は減少)	Net increase (decrease) in short-term borrowings	18,755	16,192
コマーシャル・ペーパーの純増減額(△は減少)	Net increase (decrease) in commercial papers	(5,997)	(4)
債権流動化による収入	Proceeds from securitization of lease receivables	54,050	63,295
債権流動化の返済による支出	Repayments of payables under securitization of lease receivables	(38,436)	(32,545)
長期借入れによる収入	Proceeds from long-term borrowings	141,454	156,026
長期借入金の返済による支出	Repayments of long-term borrowings	(142,986)	(124,636)
社債の発行による収入	Proceeds from issuance of bonds	29,834	29,850
社債の償還による支出	Redemption of bonds	(20,000)	(10,000)
配当金の支払額	Dividends paid	(6,422)	(7,899)
その他	Other, net	—	1,291
財務活動によるキャッシュ・フロー	Net cash provided by (used in) financing activities	30,251	91,569
現金及び現金同等物に係る換算差額	Effect of exchange rate change on cash and cash equivalents	(53)	(209)
現金及び現金同等物の増減額(△は減少)	Net increase (decrease) in cash and cash equivalents	51,091	(11,119)
現金及び現金同等物の期首残高	Cash and cash equivalents at beginning of period	32,069	83,159
連結の範囲の変更に伴う現金及び現金同等物の増減額(△は減少)	Increase (decrease) in cash and cash equivalents resulting from change in scope of consolidation	(2)	—
現金及び現金同等物の期末残高	Cash and cash equivalents at end of period	83,159	72,040

会社情報 (2021年6月30日現在)
Corporate Profile (as of June 30, 2021)

商号	JA三井リース株式会社	Company Name	JA Mitsui Leasing, Ltd.
本社	〒104-0061 東京都中央区銀座8-13-1 銀座三井ビルディング TEL：03-6775-3000 FAX：03-6775-3795		Ginza Mitsui Building, 8-13-1 Ginza, Chuo-ku, Tokyo 104-0061 Tel: (+81) 3-6775-3000 Fax: (+81) 3-6775-3795
事業内容	賃貸事業、割賦販売事業、 各種ファイナンス事業、その他付帯事業	Business Activities	Leasing, installment sales, financing, and other associated business
設立	2008年4月1日	Established	April 1, 2008
代表者	代表取締役 社長執行役員 新分 敬人	Representative	President & CEO Keito Shimbu
資本金	320億円	Capital Stock	32 billion yen
決算期	3月31日	Fiscal year-end	March 31
主要株主	農林中央金庫 三井物産株式会社 全国農業協同組合連合会 株式会社三井住友銀行 三井住友信託銀行株式会社 三井住友海上火災保険株式会社 大樹生命保険株式会社 株式会社西日本シティ銀行 三井住友トラスト保証株式会社 全国共済農業協同組合連合会	Major Shareholders	The Norinchukin Bank Mitsui & Co., Ltd. Zen-Noh (National Federation of Agricultural Co-operative Associations) Sumitomo Mitsui Banking Corporation Sumitomo Mitsui Trust Bank, Limited Mitsui Sumitomo Insurance Co., Ltd. Taiju Life Insurance Co., Ltd. The Nishi-Nippon City Bank, Ltd. Sumitomo Mitsui Trust Guarantee Co., Ltd. JA Kyosai (National Mutual Insurance Federation of Agricultural Cooperatives)
支店	札幌、盛岡、仙台、宇都宮、さいたま、 長野、新潟、金沢、静岡、名古屋、大阪、 岡山、広島、高松、台北	Branches	Sapporo, Morioka, Sendai, Utsunomiya, Saitama, Nagano, Niigata, Kanazawa, Shizuoka, Nagoya, Osaka, Okayama, Hiroshima, Takamatsu, Taipei
関係会社	株式会社日本包装リース 近畿総合リース株式会社 (大阪) JA三井リース九州株式会社 (福岡) JA三井リースオート株式会社 JA三井リースアセット株式会社 JA三井リース建物株式会社 協同ライフケア株式会社 JA Mitsui Leasing USA Holdings, Inc. (ニューヨーク) JA Mitsui Leasing Capital Corporation (ニューヨーク) First Financial Holdings, LLC (カリフォルニア) First Financial Corporate Services, Inc. (カリフォルニア) PT. Mitsui Leasing Capital Indonesia (ジャカルタ) JA Mitsui Leasing Singapore Pte. Ltd. (シンガポール)	Affiliated Companies	Japan Packaging Machinery Lease Co., Ltd. Kinki Sogo Leasing Co., Ltd. (Osaka) JA Mitsui Leasing Kyushu, Ltd. (Fukuoka) JA Mitsui Leasing Auto, Ltd. JA Mitsui Lease Asset, Ltd. JA Mitsui Leasing Tatemono Co., Ltd. Kyodo Lifecare Co. JA Mitsui Leasing USA Holdings, Inc. (New York) JA Mitsui Leasing Capital Corporation (New York) First Financial Holdings, LLC (California) First Financial Corporate Services, Inc. (California) PT. Mitsui Leasing Capital Indonesia (Jakarta) JA Mitsui Leasing Singapore Pte. Ltd. (Singapore)